

Funky Duck Model

You Will Need

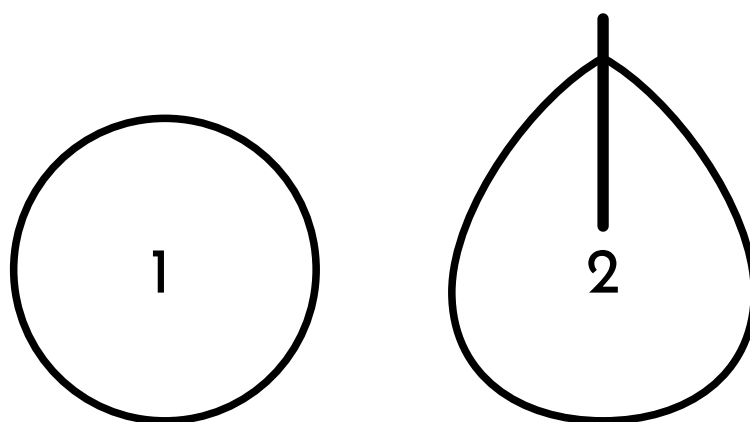
Yellow Fondant - Orange Fondant - Black Fondant

Cornflower - Plastic Scraper - Modelling Tool

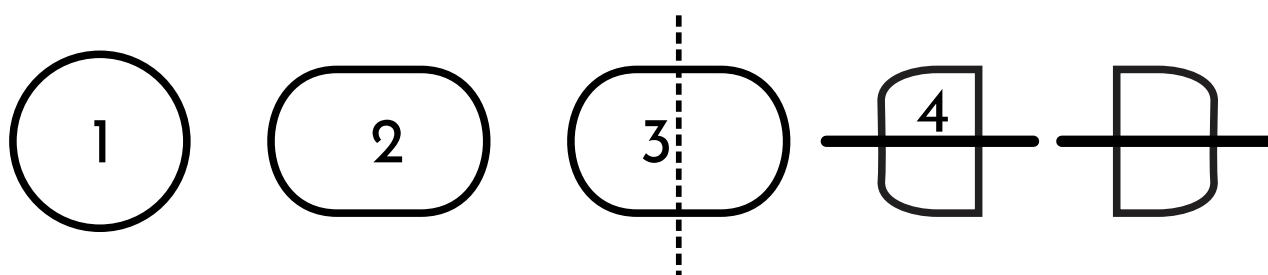
Piece of Spaghetti - White Food Paint Optional

———— Spaghetti Cut

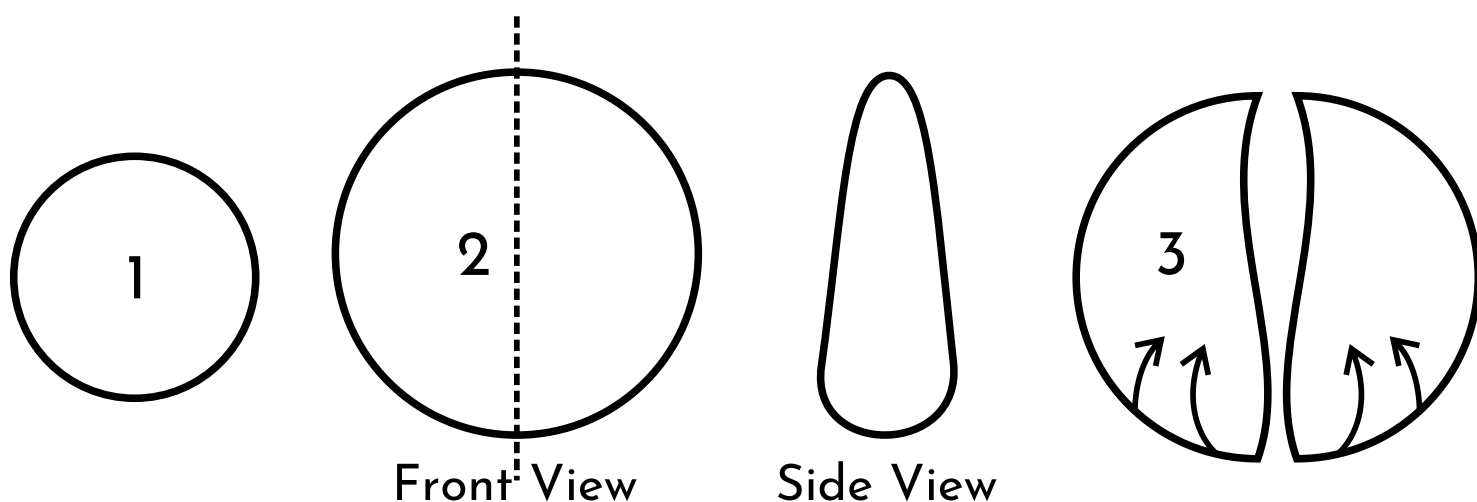
Step 1 Body 50g Yellow Fondant



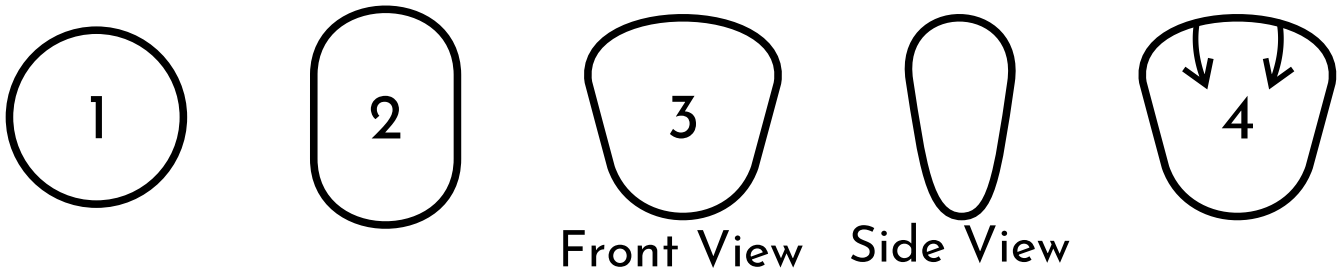
Step 2 Legs 10g Yellow Fondant




Step 3 Wings 20g Yellow Fondant




Step 4 Feet 10g Orange Fondant
You will need to make this step twice




Step 5 Beak 6g Orange Fondant



Step 6 Head 50g Yellow Fondant



Step 7 Head Feather 2g Yellow Fondant



To Make the eyes we get a piece of black fondant the same size as our head feather then cut into 2. To create 2 small balls. Then flatten them to create round eyes and attach. We can then paint two small dots on them to make sparkle in their eyes.
you can also add a bow or tie if you would like.